



सत्यमेव जयते

नीति आयोग

National Institution for Transforming India

ASPIRATIONAL DISTRICTS PROGRAMME

# DEEP DIVE

2nd Delta Ranking &  
Insights from Household Survey



## About Aspirational Districts Programme

The Aspirational Districts Programme was launched in January 2018 with the aim of expeditiously improving the socio-economic status of 112 districts through cooperative and competitive federalism. Driven primarily by the States, this initiative focuses on the strengths of each district and prioritizes the attainable outcomes for immediate improvement.

The programme tracks 81 data-points across six themes with direct bearing on the quality of life and economic productivity of citizens. The themes and their weights are as follows.



HEALTH &  
NUTRITION

30%



EDUCATION

30%



AGRICULTURE &  
WATER RESOURCES

20%



FINANCIAL  
INCLUSION

5%



SKILL DEVELOPMENT


5%



BASIC INFRASTRUCTURE

10%

The real-time monitoring dashboard can be accessed at  
<http://championsofchange.gov.in>



## Insights from Household Survey

NITI Aayog's knowledge partners TATA Trusts and BMGF (IDInsight) carried out household surveys in all Aspirational Districts during the month of June 2018 covering more than 1,00,000 households. These surveys were used to validate 20 self-reported data-points & estimate 9 further data-points for which district-level data is not readily available at regular intervals.

The indicators estimated through the household survey are as follows:

### Health

- Percentage of stunted children under 6 years
- Percentage of breast-feeding children receiving adequate diet (6 -23 months)

### Education

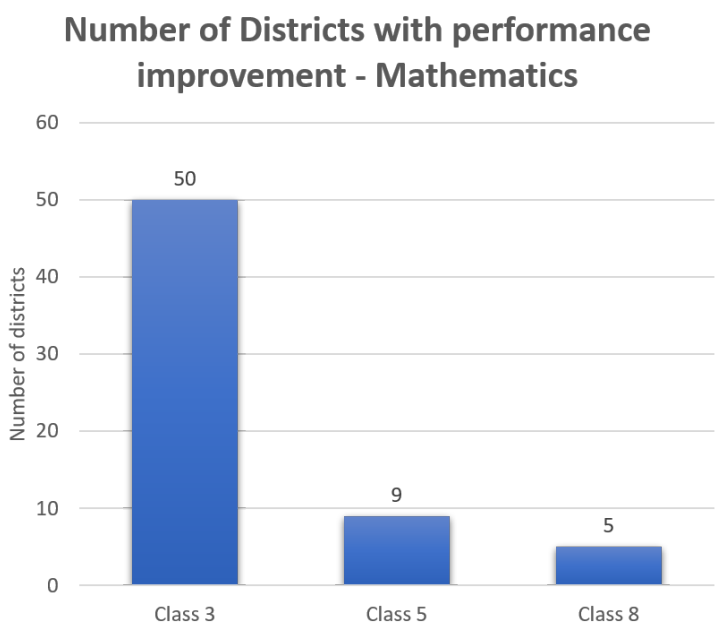
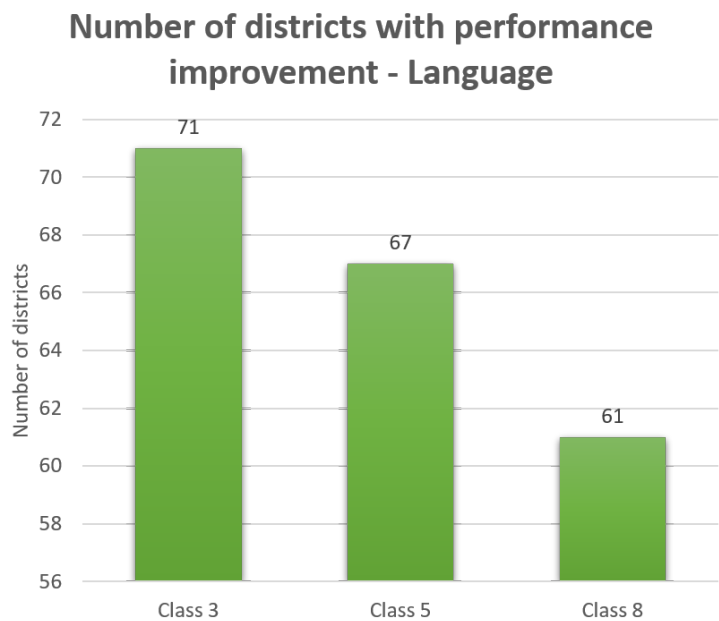
- Learning outcomes - Average performance of Class 3, 5 & 8 students in Mathematics and Language
- Female Literacy

Through the Aspirational Districts Programme, districts will receive timely data on the above indicators to evaluate, improve and expand their developmental projects. A few observations from the household survey follow

## Learning Outcomes

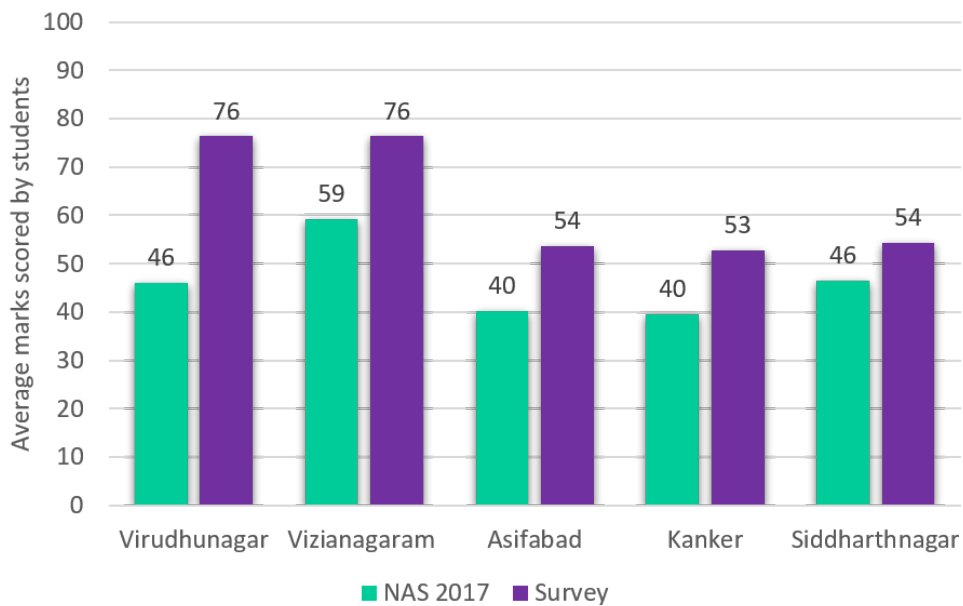
Students in several districts improved their average marks in both Mathematics & Language compared to National Achievement Survey 2017

Average marks scored by students in Class 3 has seen significant improvement, indicating rising standards of elementary education

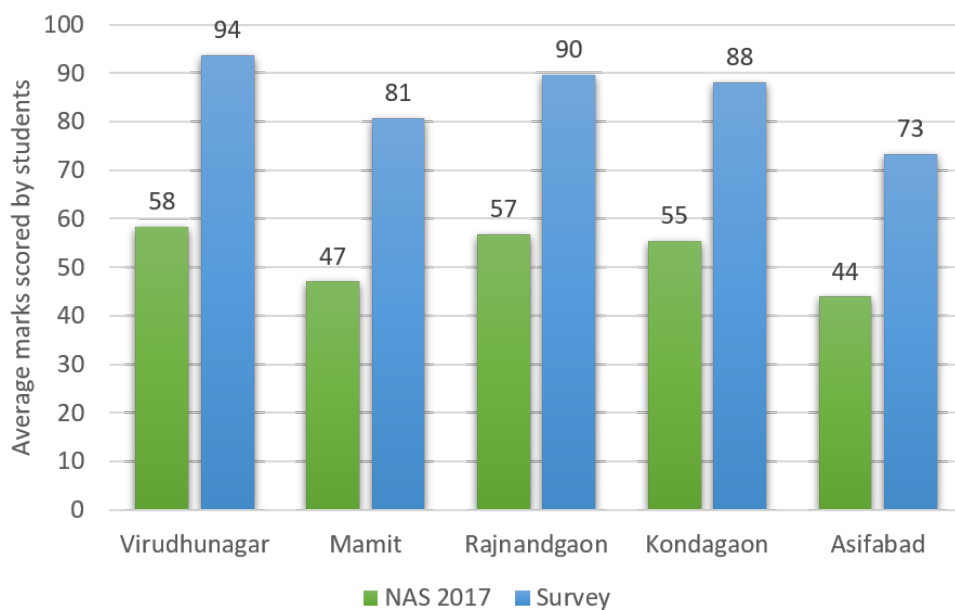


## Learning Outcomes - Most Improved Districts

**Improvement in average mathematics score across Class 3, 5, 8**



**Improvement in average language score across Class 3, 5, 8**



## Percentage of stunted children under 5 yrs

*Addressing malnutrition is a priority for the Government. Below are the districts which have reduced the incidence of stunting compared to NFHS-4 (2015-16) estimates.*

### Assam

BAKSA, BARPETA, DARRANG,  
DHUBRI, GOALPARA

### Jharkhand

GARHWA, HAZARIBAGH  
PASCHIMI SINGHBHUM  
SAHIBGANJ

### Bihar

BEGUSARAI, KATIHAR,  
SITAMARHI

### Chhattisgarh

DANTEWADA  
MAHASAMUND, SUKMA

### Rajasthan

BARAN, DHOLPUR

### Karnataka

YADGIR

### Haryana

MEWAT

### Madhya Pradesh

BARWANI

### Odisha

RAYAGADA

### Maharashtra

NANDURBAR

### Sikkim

WEST DISTRICT

### Meghalaya

RIBHOI

## Delta Ranking

The programme ranks districts based on the improvement achieved month-on-month through the Champions of Change dashboard. Districts enter data for the previous month by the 20th of the next month, after which the dashboard automatically updates ranking based on the entered data.

This ranking incorporates feedback from NITI Aayog's knowledge partners TATA Trusts and BMGF (IDInsight), and broadly reflects improvement made by districts between June & October 2018. The methodology is briefly explained below.

### Methodology

As the first ranking that incorporates inputs from the household survey, the total number of indicators can be classified into three

- \* Indicators exclusively estimated through household survey
- \* Indicators reported by districts & central ministries
- \* Indicators reported by districts & validated by knowledge partners

Delta Scores are calculated for each category of indicators (D1, D2, & D3 respectively) and the final score is a function of the delta scores and a correction factor, CF.

$$\text{Final Delta Score} = F_n (D1, D2, D3, CF)$$

*P.S. Wayanad (Kerala) is not part of this ranking as household survey data was unavailable*

## Most & Least Improved Districts - Overall

*Based on the described methodology, the following are the districts which have shown the most & least improvement*

**1** **Virudhunagar**  
Tamil Nadu

**Kiphire** **107**  
Nagaland

**2** **Nuapada**  
Odisha

**Giridih** **108**  
Jharkhand

**3** **Siddharthnagar**  
Uttar Pradesh

**Chatra** **109**  
Jharkhand

**4** **Aurangabad**  
Bihar

**Hailakandi** **110**  
Assam

**5** **Koraput**  
Odisha

**Pakur** **111**  
Jharkhand

## Fast Movers - Delta Ranking

### June & October 2018

*Below are the districts which have significantly increased the pace of their improvement since the previous delta ranking*

#### JUNE

**108**

**Kupwara**  
Jammu & Kashmir

**106**

**Ranchi**  
Jharkhand

**101**

**Siddharthnagar**  
Uttar Pradesh

**99**

**Jamui**  
Bihar

**82**

**Fatehpur**  
Uttar Pradesh

#### OCTOBER

**7**

**10**

**3**

**9**

**25**



## Most & Least Improved Districts - Themes

*Based on the described methodology, the following are the districts which have shown the most & least improvement in Education*

### Education

**1** **Virudhunagar**  
Tamil Nadu

**Sukma** **107**  
Chhattisgarh

**2** **Nuapada**  
Odisha

**Hailakandi** **108**  
Assam

**3** **Gumla**  
Jharkhand

**Malkangiri** **109**  
Odisha

**4** **Siddharthnagar**  
Uttar Pradesh

**Yadgir** **110**  
Karnataka

**5** **Vizianagaram**  
Andhra Pradesh

**Pakur** **111**  
Jharkhand



## Most & Least Improved Districts - Themes

*Based on the described methodology, the following are the districts which have shown the most & least improvement in Health & Nutrition*

### Health & Nutrition

**1** **Chitrakoot**  
Uttar Pradesh

**Purbi Singhbhum**  
Jharkhand

**107**

**2** **Barwani**  
Madhya Pradesh

**Godda**  
Jharkhand

**108**

**3** **Vidisha**  
Madhya Pradesh

**Hazaribagh**  
Jharkhand

**109**

**4** **Raichur**  
Karnataka

**Pakur**  
Jharkhand

**110**

**5** **Balrampur**  
Uttar Pradesh

**Chatra**  
Jharkhand

**111**



## Most & Least Improved Districts - Themes

*Based on the described methodology, the following are the districts which have shown the most & least improvement in Financial Inclusion*

### Financial Inclusion

**1** **Kupwara**  
Jammu & Kashmir

**Dantewada** **107**  
Chhattisgarh

**2** **Baramula**  
Jammu & Kashmir

**Kondagaon** **108**  
Chhattisgarh

**3** **Raichur**  
Karnataka

**Namsai** **109**  
Arunachal

**4** **Yadgir**  
Karnataka

**Asifabad** **110**  
Telangana

**5** **Mamit**  
Mizoram

**Chandel** **111**  
Manipur



## Most & Least Improved Districts - Themes

*Based on the described methodology, the following are the districts which have shown the most & least improvement in Agriculture & Water Resources*

### Agriculture & Water Resources

**1** **Sitamarhi**  
Bihar

**Dhubri** **107**  
Assam

**2** **Gajapati**  
Odisha

**Chatra** **108**  
Jharkhand

**3** **Dhalai**  
Tripura

**Begusarai** **109**  
Bihar

**4** **Chandauli**  
Uttar Pradesh

**Hailakandi** **110**  
Assam

**5** **Fatehpur**  
Uttar Pradesh

**Giridih** **111**  
Jharkhand



## Most & Least Improved Districts - Themes

*Based on the described methodology, the following are the districts which have shown the most & least improvement in Basic Infrastructure*

### Basic Infrastructure

**1** **Virudhunagar**  
Tamil Nadu

**Kiphire** **107**  
Nagaland

**2** **Nuapada**  
Odisha

**Giridih** **108**  
Jharkhand

**3** **Siddharthnagar**  
Uttar Pradesh

**Chatra** **109**  
Jharkhand

**4** **Aurangabad**  
Bihar

**Hailakandi** **110**  
Assam

**5** **Koraput**  
Odisha

**Pakur** **111**  
Jharkhand



## Most & Least Improved Districts - Themes

*Based on the described methodology, the following are the districts which have shown the most & least improvement in Skill Development*

### Skill Development

**1** **Raichur**  
Karnataka

**Purbi Singhbhum** **107**  
Jharkhand

**2** **Ramgarh**  
Jharkhand

**Ribhoi** **108**  
Meghalaya

**3** **Dantewada**  
Chhattisgarh

**Guna** **109**  
Madhya Pradesh

**4** **Rayagada**  
Odisha

**Kupwara** **110**  
Jammu & Kashmir

**5** **Baramula**  
Jammu & Kashmir

**Khammam** **111**  
Telangana

# Overall Delta Ranking - Full List

Rank	State	District	Rank	State	District
1	TAMIL NADU	Virudhunagar	29	MIZORAM	Mamit
2	ODISHA	Nuapada	30	HARYANA	Mewat
3	UTTAR PRADESH	Siddharthnagar	31	JAMMU & KASHMIR	Baramula
4	BIHAR	Aurangabad	32	MAHARASHTRA	Osmanabad
5	ODISHA	Koraput	33	MAHARASHTRA	Gadchiroli
6	JHARKHAND	Gumla	34	ODISHA	Gajapati
7	JAMMU & KASHMIR	Kupwara	35	TELANGANA	Bhupalpally
8	ARUNACHAL PRADESH	Namsai	36	ODISHA	Dhenkanal
9	BIHAR	Jamui	37	ODISHA	Kandhamal
10	JHARKHAND	Ranchi	38	CHHATTISGARH	Kondagaon
11	ANDHRA PRADESH	Vizianagaram	39	JHARKHAND	Palamu
12	CHHATTISGARH	Dantewada	40	CHHATTISGARH	Bijapur
13	MADHYA PRADESH	Singrauli	41	UTTAR PRADESH	Sonbhadra
14	ODISHA	Balangir	42	BIHAR	Nawada
15	ASSAM	Udalguri	43	MANIPUR	Chandel
16	PUNJAB	Firozpur	44	MADHYA PRADESH	Rajgarh
17	GUJARAT	Narmada	45	CHHATTISGARH	Korba
18	JHARKHAND	Lohardaga	46	BIHAR	Banka
19	ANDHRA PRADESH	Y.S.R.	47	ASSAM	Darrang
20	TAMIL NADU	Ramanathapuram	48	SIKKIM	West District
21	MADHYA PRADESH	Vidisha	49	UTTAR PRADESH	Chandauli
22	PUNJAB	Moga	50	JHARKHAND	Simdega
23	CHHATTISGARH	Mahasamund	51	JHARKHAND	Godda
24	UTTAR PRADESH	Chitrakoot	52	UTTAR PRADESH	Shrawasti
25	UTTAR PRADESH	Fatehpur	53	KARNATAKA	Raichur
26	CHHATTISGARH	Rajnandgaon	54	MADHYA PRADESH	Damoh
27	HIMACHAL PRADESH	Chamba	55	BIHAR	Khagaria
28	CHHATTISGARH	Kanker	56	TELANGANA	Asifabad

## Overall Delta Ranking - Full List

Rank	State	District	Rank	State	District
57	JHARKHAND	Bokaro	85	ODISHA	Kalahandi
58	ASSAM	Goalpara	86	JHARKHAND	Purbi Singhbhum
59	GUJARAT	Dahod	87	MADHYA PRADESH	Chhatarpur
60	UTTAR PRADESH	Balrampur	88	RAJASTHAN	Karauli
61	UTTARAKHAND	Hardwar	89	ASSAM	Barpeta
62	JHARKHAND	Garhwa	90	RAJASTHAN	Baran
63	CHHATTISGARH	Narayanpur	91	JHARKHAND	Ramgarh
64	TRIPURA	Dhalai	92	RAJASTHAN	Dhaulpur
65	MADHYA PRADESH	Guna	93	BIHAR	Katihar
66	UTTAR PRADESH	Bahraich	94	CHHATTISGARH	Bastar
67	BIHAR	Begusarai	95	MEGHALAYA	Ribhoi
68	TELANGANA	Khammam	96	ASSAM	Dhubri
69	MAHARASHTRA	Washim	97	JHARKHAND	Pashchimi Singhbhum
70	UTTARAKHAND	Udham Singh Nagar	98	CHHATTISGARH	Sukma
71	BIHAR	Purnia	99	ODISHA	Nabarangapur
72	RAJASTHAN	Sirohi	100	RAJASTHAN	Jaisalmer
73	BIHAR	Gaya	101	KARNATAKA	Yadgir
74	JHARKHAND	Khunti	102	JHARKHAND	Hazaribagh
75	JHARKHAND	Dumka	103	JHARKHAND	Latehar
76	BIHAR	Araria	104	JHARKHAND	Sahibganj
77	ODISHA	Rayagada	105	ODISHA	Malkangiri
78	BIHAR	Sitamarhi	106	ANDHRA PRADESH	Visakhapatnam
79	ASSAM	Baksa	107	NAGALAND	Kiphire
80	MADHYA PRADESH	East Nimar	108	JHARKHAND	Giridih
81	BIHAR	Muzaffarpur	109	JHARKHAND	Chatra
82	MADHYA PRADESH	Barwani	110	ASSAM	Hailakandi
83	BIHAR	Sheikhpura	111	JHARKHAND	Pakur
84	MAHARASHTRA	Nandurbar	Wayanad (Kerala) not part of this ranking		





नीति आयोग

National Institution for Transforming India

**The Aspirational Districts Programme**  
**<http://championsofchange.gov.in>**